

# OSHA & ANSI Hard Hat Requirements

---



Around construction sites, hard hats are the best way to protect yourself from permanent, life-changing injuries or death. It's important, then, that workers understand the various types of hard hats, how to care for hard hats, and requirements of wearing hard hats on the job.

OSHA regulations mandate specific requirements for head protection in the workplace. As with many OSHA standards, these rules incorporate standards from the American National Standards Institute (ANSI). OSHA provides the regulations to follow, and ANSI provides the means to follow those regulations.

## When Does OSHA Require Hard Hats?

OSHA has two standards that govern hard hat requirements:

- 29 CFR 1910.135 governs [hard hat requirements for general industry workers](#)
- 29 CFR 1926.100 refers to [head protection requirements for construction, demolition, and renovation workers](#)

Both standards require workers to wear hard hats when there is a potential for head injury from "impacts, falling or flying objects, or electrical shock."



This means that employers must provide hard hats and ensure that employees wear protective coverings in the following situations:

- When objects or debris might fall from above and strike workers on the head
- When employees may strike their heads against fixed objects, like supports, beams, or other equipment
- When there is the possibility that workers' heads will make contact with electrical hazards

In all cases, hard hats must meet OSHA head protection requirements.

## When Does a Hard Hat Meet OSHA's Requirements?

A hard hat that meets ANSI Z89.1 is OSHA compliant. 29 CFR 1910.135(b)(1) and 29 CFR 1926.100(b)(1) state that head protection must meet the 1997, 2003, or 2009 editions of ANSI Z89.1, or be shown to offer equivalent or better protection.

This standard defines:

- Types and classes of hard hats for specific hazardous situations
- Design and performance requirements for impact, penetration, and electrical shock
- Testing requirements to ensure OSHA compliance

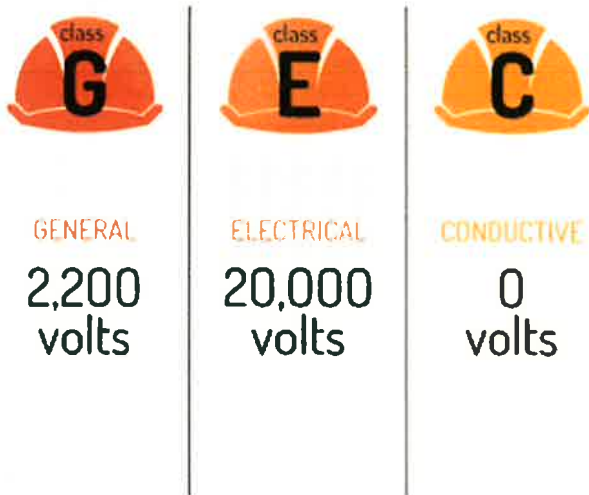
Although manufacturers typically test and certify their products, employers need to verify that their hard hats meet OSHA's requirements.

## What Are the Different ANSI Hard Hat Categories?

ANSI Z89.1 defines two types of hard hats and establishes three classes of hard hats based on the level of electrical hazard protection provided.

**Hard Hat Types:** The two types of hard hats are defined by the area of the head that is protected.

- Type I offers protection to the top of the head and is commonly used in the United States
- Type II offers protection to the top and sides of the head and is commonly used in Europe



**Hard Hat Classes:** The three classes are based on the level of protection they provide from electrical hazards.

- Class G (General) hard hats are rated for 2,200 volts
- Class E (Electrical) hard hats are rated for 20,000 volts
- Class C (Conductive) hard hats do not offer electrical protection

## Does My Hard Hat Meet ANSI Requirements?

Each revision of the ANSI Z89.1 standard has specific labeling requirements for hard hats. Each hard hat must have the following information clearly marked inside the hat:

- Manufacturer's name
- ANSI standard that the hard hat conforms with, such as "ANSI Z89.1-2009"
- ANSI type (type I or II) and class designation (G, E or C)
- Size range for fitting
- Date of manufacture

If the hard hat meets Z89.1-2009, it must also contain the following as required:

- Two arrows curving to form a circle when the helmet can be worn forwards or backwards
- **LT** - When the helmet is designed to provide protection at low temperatures 22 °F (-30 °C).
- **HV** - When the helmet meets all requirements for high visibility.

Instructions for care and use must accompany, but do not need to be included on, the hard hat.

If your hard hat does not have any of this information included, it may not comply with OSHA. Contact the manufacturer for documentation proving OSHA compliance.

## When Do I Need to Replace My Hard Hat?

Hard hats must be replaced if they show signs of damage (dents, cracks, penetration, or fatigue due to rough treatment). It is essential to inspect hard hats for damage and signs of fatigue each time they are used. In addition to visual inspections, another way to test a hard hat is to grasp it in two hands and apply force by squeezing the hat. If you hear creaking or other unusual sounds, it is time to replace the hard hat.

While OSHA has no specific provision for an expiration date, manufacturers are allowed to determine if their equipment expires on a specific calendar date. In lieu of an expiration date, a generally accepted rule is to replace the support strap yearly and to replace the hard hat every five years. Harsh chemicals and extreme temperatures can make a hard hat degrade more quickly. Be sure to check with the manufacturer for guidelines on hard hat replacement and maintenance.

A hard hat may also expire if OSHA adopts more rigorous requirements. It is essential to regularly check [OSHA standards](#) for changes that may require your PPE to be updated.

**STAY INFORMED**

Know your hard hat requirements with premade signs

**DANGER**  
HARD HATS MUST BE WORN IN THIS AREA

**DANGER**  
MEN WORKING ABOVE HARD HATS REQUIRED

**NOTICE**  
HARD HATS MUST BE WORN ON THIS CONSTRUCTION PROJECT

**CAUTION**  
HARD HAT AREA

**NOTICE**  
WEAR HARD HATS

**WARNING**  
Construction Area.  
Hard hat and high visibility vest MUST be worn at all times.

Shop Now!

## Can I Place Labels on My Hard Hat?

While ANSI Z89.1 does not restrict the application of hard hat labels, OSHA standard 1910.132(a) requires that PPE is “maintained in a sanitary and reliable condition.”

In a [Letter of Interpretation \(October 27, 2009\)](#), OSHA explains that labels and paints may eliminate electrical resistance and can possibly “conceal defects, cracks, penetration, and any damage that would be otherwise readily identifiable.” OSHA goes on to explain that any labels or paint used on hard hats must comply with manufacturer’s instructions, or the employer must demonstrate that the labels do not affect the reliability or “reduce the ability to identify defects.”

In short, labels are acceptable if they do not adversely affect a hard hat's protective rating or make it more difficult to find potential defects and damage.

Some beneficial uses of labels include placing names, titles, and certifications on hard hats. Labels with names and titles can help identify workers in emergencies, while certifications can help identify when workers are authorized to be in specific areas. In all cases, labels should be used strategically, to convey information when needed. Labels should not be used for purely decorative purposes.

## How can Graphic Products Help with Head Protection?

Graphic Products offers an extensive line of hard hats that meet OSHA and ANSI requirements, keeping your workers safe at all times.

### More Hard Hat Resources:


- [Article: 29 CFR 1910.135 Head Protection](#)
- [OSHA Standards for Construction Workers](#)
- [Personal Protective Equipment Infographic](#)



# Hard Hat Requirements



The Occupational Safety and Health Administration (OSHA) guidelines for head protection are referenced in 29 Code of Federal Regulations (CFR) [1910.135](#) and [1926.100](#).



[PPE Size Charts](#)



[Hard Hats](#)



Head Protection

### Occupational Hard Hats

29 CFR 1910.135(a)(1) states, "Each affected employee shall wear protective helmets when working in areas where there is a potential for injury to the head from falling objects." The standard also covers conditions where electrical hazards are present. 1910.135(a)(2) states, "Protective helmets designed to reduce electrical shock hazard shall be worn by each such affected employee when near exposed electrical conductors which could contact the head." "Affected Employees" are defined by OSHA as "those employees who are exposed to the hazard(s) identified as violation(s) in a citation." This definition has been added to clarify that the term, as used in this regulation, applies specifically to those employees who are put at risk by the safety or health hazard cited by the OSHA Compliance Officer.

Although the OSHA standards themselves do not identify specific occupations or applications where a hard hat is required, [appendix B to subpart I part 9](#) lists some examples. It states "Some examples of occupations for which head protection should be routinely considered are: carpenters, electricians, linemen, mechanics and repairers, plumbers and pipe fitters, assemblers, packers, wrappers, sawyers, welders, laborers, freight handlers, timber cutting and logging, stock handlers, and warehouse laborers." The appendix also provides examples of general applications where hard hats should be worn.

### Performance Criteria

The performance criteria for head protection is provided in the American National Standards Institute (ANSI) Z89.1 American National Standard for Industrial Head Protection. This Standard is incorporated in 29CFR 1910.135 and by reference in 29CFR 1910.6.

### Which Consensus Standards are applicable to Hard Hat Regulations?

On September 9, 2009, OSHA issued an update to its personal protective equipment (PPE) standards. The final rule went into effect in October that year and revised the PPE sections of OSHA's general industry, shipyard employment, longshoring, and marine terminals standards regarding requirements for eye- and face-protective devices, head protection and foot protection.

The revision updated the references in these regulations to recognize the more recent editions of the applicable national consensus standards (ANSI/ISEA 789.1). It allows employers to use PPE constructed in accordance with any of three national consensus standards, the two most recent and the incorporated reference in the current standards (OSHA 1910.135).

In the future, OSHA plans on updating the national consensus standards referenced in the PPE standards as new editions become available.

### ANSI Z89.1-1997

Beginning with the ANSI Z89.1-1997 standard, ANSI updated the classification system for protective helmets. Prior revisions used type classifications to distinguish between caps and full brimmed hats. Beginning in 1997, Type I designated helmets designed to reduce the force of impact resulting from a blow only to the top of the head, while Type II designated helmets designed to reduce the force of impact resulting from a blow to the top or sides of the head. To improve comprehension and usefulness, the 1997 revision also re-designated the electrical-protective classifications for helmets as follows:

- **Class G (general) helmets:** Designed to reduce the danger of contact with low-voltage conductors and are proof tested at 2,200 volts

- **Class E (electrical) helmets:** Designed to reduce the danger of contact with conductors at higher voltage levels and are proof tested at 20,000 volts
- **Class C (conductive) helmets:** Provide no protection against contact with electrical hazards

### **ANSI Z89.1-2003**

ANSI published a revision to the Z89.1-1997 standard in 2003. The most significant changes from the 1997 version were made to harmonize with other national standards that test and evaluate equipment performance. In addition, many physical hard hat requirements that did not provide added user value, or that limited design or performance, were removed.

### **ANSI Z89.1-2009**

ANSI published a revision in January of 2009. The significant changes from the 2003 version included three non-mandatory tests:

**Reverse donning:** Hard hats marked with a "reverse donning arrow"  can be worn frontward or

backward in accordance with the manufacturer's wearing instructions. They pass all hard hat testing requirements, whether worn frontward or backward.

**Lower temperature:** Hard hats marked with an "LT" indicate that the hard hat meets all testing requirements of the standard when preconditioned at a temperature of -30°C (-22°F).

**High visibility:** Hard hats marked with an "HV" indicate that the hard hat meets all testing requirements of the standard for high visibility colors. This includes tests for chromaticity and luminescence.

### **ANSI/ISEA Z89.1-2014**

There were three main changes to the ANSI/ISEA Z89.1-2014 standard issued on May 15, 2014:

- Under the section of *Accessories and Replacement Components* there is further clarification that accessory or component manufacturers are required to prove that their components do not cause the helmets to fail. Helmet accessory or component suppliers must provide justification upon request that their product would not cause the helmet to fail the requirements of the Head Protection Standard.
- Some additional language added under the *Instructions and Markings* section to help clarify that "useful service life" for helmets is not required by the Standard. It is up to helmet manufacturers if they want to include specific service life in terms of years. Manufacturers could elect to specify the number of years for their helmet's service life or elect to identify certain conditions that may affect a helmet's protection capability over time.
- The last section revised was the Higher Temperature section for users who work in hot environments. This section was updated to incorporate an optional preconditioning at a higher temperature of 140° F +- 3.6° F (60° C +- 2° C). Previously hot temperature preconditioning was conducted at 120° F +- 3.6° F (48.8° C +- 2° C) under the 2009 Standard. Helmets that meet the performance criteria after being preconditioned to these higher temperatures (140° F) will be designated with a HT marking.


### **Markings**

According to the ANSI/ISEA standard, hard hats must also contain user information such as instructions pertaining to sizing, care and service life guidelines. Every hard hat conforming to the requirements of ANSI Z89.1-2014 must be appropriately marked to verify its compliance. The following information must be marked inside the hard hat:

- The manufacturer's name or identifying mark
- Date of Manufacture
- The legend, "ANSI Z89.1-2014"
- The Type and Class Designation
- The approximate head size range



If optional performance features are applicable, the appropriate marking(s) below must be applied in the sequence as shown:

-  - Reverse Donning
- LT - Lower Temperature
- HV - High Visibility
- HT - Higher Temperature

### Service Life

One common misconception is that hard hats have a predetermined service life - that is not the case. All hard hat components and accessories should be inspected daily for signs of dents, cracks, penetration and any damage due to impact, rough treatment or wear that might reduce the degree of protection originally provided.

In addition to everyday wear and tear, ultraviolet (UV) radiation can pose a problem for hard hats constructed of plastic materials. Damage caused by UV radiation is easy to spot: the hat will lose its glossy finish and eventually take on a chalky appearance. Further degradation could cause the shell to actually start flaking away. A helmet with worn, damaged or defective parts should be removed from service.

Useful service life guidelines supplied by the helmet manufacturers are intended to provide the user with information that certain conditions may affect a specific helmet's continued protection over time. Specific service life, defined in terms of number of years, is not required though individual manufacturers may choose to include such information for their helmets.

### Commonly Asked Questions

**Q. Can I paint or put decals on my hard hat?**

A. OSHA would consider painting or placing adhesive stickers acceptable if the manufacturer authorizes the alteration or the employer can demonstrate the reliability of the helmet is not affected by the paint or the adhesive on the stickers, and if the paint or placement of stickers would not reduce the ability to identify defects (i.e., use of see-through stickers) or other conditions that would indicate a reduced reliability.

**Q. Does the ANSI Z89.1 standard cover bump caps?**

A. The American National Standard for Industrial Head Protection (Z89.1) does not cover bump caps, firefighting helmets or head protection devices used in recreational activities.

**Q. Can a cap, scarf, liner or other items for purposes of cold weather protection be worn safely with a hard hat?**

A. OSHA recommends that employers permit only liners that are specifically designed to be compatible with the protective properties of the hard hat. They also recommend that the employer contact the hard hat manufacturer to determine if any type of liner or garment is compatible

with the use of the hard hat. Further information can be found in OSHA's standard interpretations Letter dated April 17, 2006.

**Q. How can I tell what size hard hat to wear?**

**A.** Here is a simple chart that converts the circumference of your head into hard hat sizing.

### Sizing Chart

HAT SIZE	CIRCUMFERENCE	
	Centimeters	Inches
6-1/2	52	20-1/2
6-5/8	53	20-7/8
6-3/4	54	21-1/4
6-7/8	55	21-5/8
7	56	22
7-1/8	57	22-3/8
7-1/4	58	22-3/4
7-3/8	59	23-1/8
7-1/2	60	23-1/2
7-5/8	61	23-7/8
7-3/4	62	24-1/4
7-7/8	63	24-5/8
8	64	25
8-1/2	68	26-1/2

**Note: This table is intended for sizing guidance of round head bands only and should not be construed as prohibiting larger or smaller headbands.**

**Sources**

[Hazard Assessment Form](#)  
OSHA 29 CFR 1910.135,

*Occupational Head Protection Standard*

1910 Subpart I App B,

*American National Standard for Industrial Head Protection*

*ANSI/ISEA Z89.1-2014*

*Non-mandatory Compliance Guidelines for Hazard Assessment and Personal Protective Equipment Selection.*

*ANSI Z89.1-2009*

*American National Standard for Personal Protection—Protective Headwear for Industrial Workers*

*ANSI Z89.1-2003*

*American National Standard for Personal Protection—Protective Headwear for Industrial Workers*

*ANSI Z89.1-1997*

*American National Standard for Personal Protection Protective Headwear for Industrial Workers*

[OSHA's Standard Interpretations Letter dated April 17, 2006.](#)

(Rev. 3/2015)

---